



NATIONAL BUREAU OF STATISTICS

# Telecoms Data: Active Voice and Internet, Porting and Tariff Information


**Q2 2024**

**Report Date: February 2026**

**Data Source: National Bureau of Statistics (NBS)**

# CONTENT

Methodology	3
Key Highlights	4
Active Voice/Internet Subscription by Operator	5
Porting Activities By Network	6
Active Voice Subscription by Zone	7
Active Internet Subscription by Zone	8
Contact	9



## METHODOLOGY

Data is provided by the Nigerian Communications Commission (NCC) and reported by the National Bureau of Statistics (NBS)















## KEY HIGHLIGHTS

- The total number of active voice subscribers in Q2 2024 was 170,904,257 from the 220,086,951 reported in Q2 2023, indicating a growth rate of 22.35%. On a quarter-on-quarter basis, active voice subscribers decreased by 22.07%.
- Also, in Q2 2024, the total number of active internet subscribers was 136,497,384 from 159,498,826 recorded in Q2 2023, showing a decrease of 14.42%. On a quarter-on-quarter basis, this fell by 16.96%.
- On state profile analysis, Lagos state had the highest number of active voice subscribers in Q2 2024 with 22,041,765, followed by Kano with 10,906,052 and Ogun with 9,398,337. On the other hand, Bayelsa recorded the least with 1,115,420, followed by Zamfara and Gombe with 2,189,168 and 2,258,404, respectively.
- In addition, Lagos state recorded the highest number of active internet subscribers in Q2 2024 with 17,739,268, followed by Kano with 8,514,148 and Ogun with 7,914,491. On the other hand, Bayelsa recorded the least with 900,820, followed by Zamfara and Gombe with 1,590,773 and 1,720,177, respectively.
- MTN had the highest share of subscriptions in Q2 2024.

# TELECOMS DATA – Q2 2024

ACTIVE VOICE/INTERNET SUBSCRIPTION BY OPERATOR



Active Voice (Value)	PROVIDER	Active Internet (Value)
83,767,545	MTN 	70,690,031
21,001,155	GLO 	16,548,004
59,965,807	AIRTEL 	46,090,830
5,834,159	EMTS(9mobile) 	2,613,410
469	IPNX 	-
7,090	MTN FIXED 	5,022
85,567	21ST CENT 	2,259
1,552	GLO FIXED 	----
213,263	SMILE 	258,509
432	NTEL 	3,617
16,918	BIG PICTURE BIG PICTURE	-
10,300	INQ 	-
	ISP 	285,702
170,904,257	<b>TOTAL</b>	136,497,384

# TELECOMS DATA – Q2 2024

## PORTING ACTIVITIES



### Porting Activities By Network

#### Ported-In

Airtel	9mobile	Globacom	MTN
698	22	347	2,655
Total →		3,722	

#### Ported-Out

Airtel	9mobile	Globacom	MTN
239	3,007	279	197
Total →		3,722	

# TELECOMS DATA – Q2 2024

ACTIVE VOICE SUBSCRIPTION PER ZONE



28,927,741

NORTH CENTRAL

33,496,091

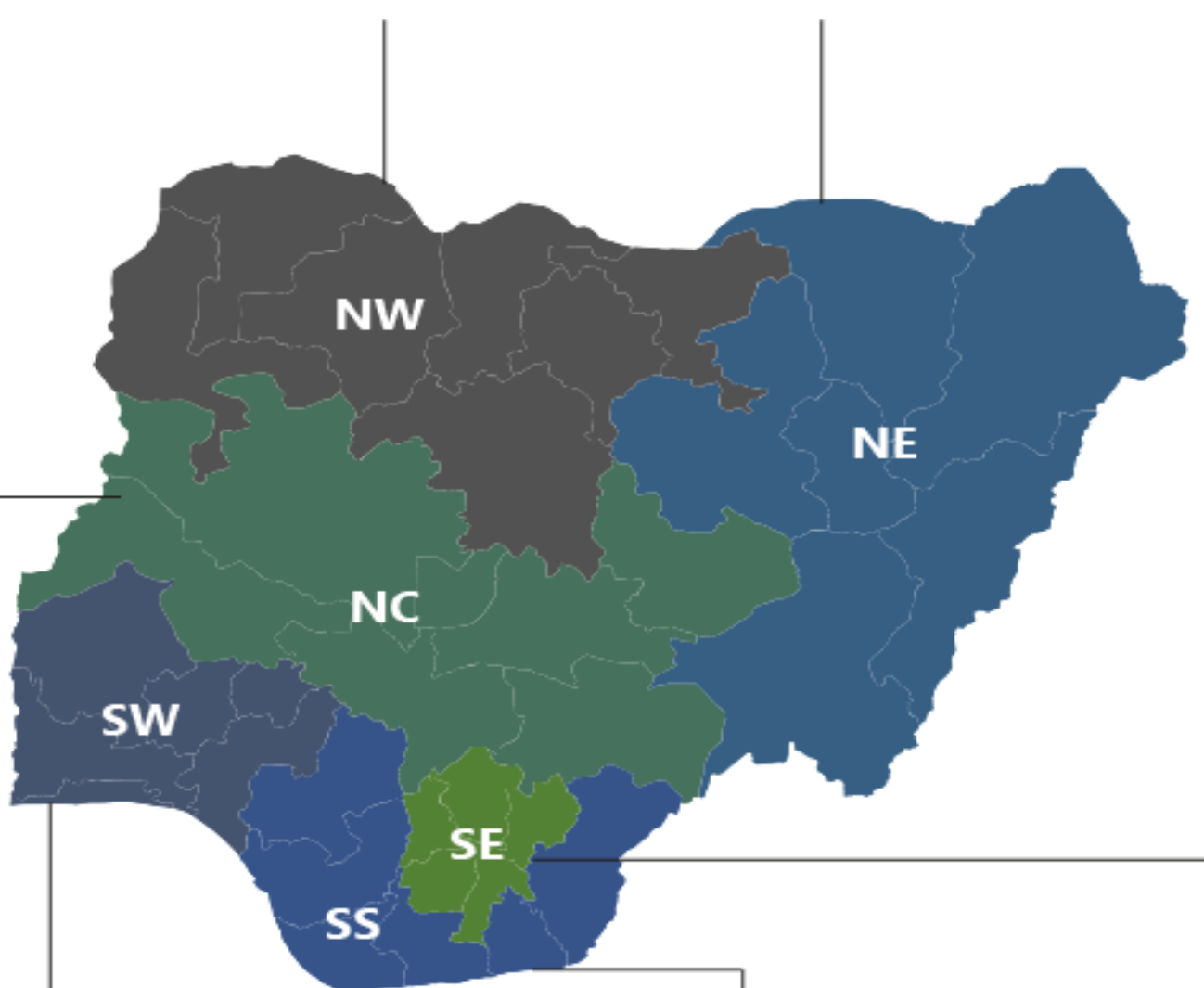
NORTH WEST

19,994,925

NORTH EAST

17,434,154

SOUTH EAST



49,157,735

SOUTH WEST

21,893,610

SOUTH SOUTH



NATIONAL BUREAU OF STATISTICS



# TELECOMS DATA – Q2 2024

ACTIVE INTERNET SUBSCRIPTION PER ZONE



22,828,449

NORTH CENTRAL

26,061,308

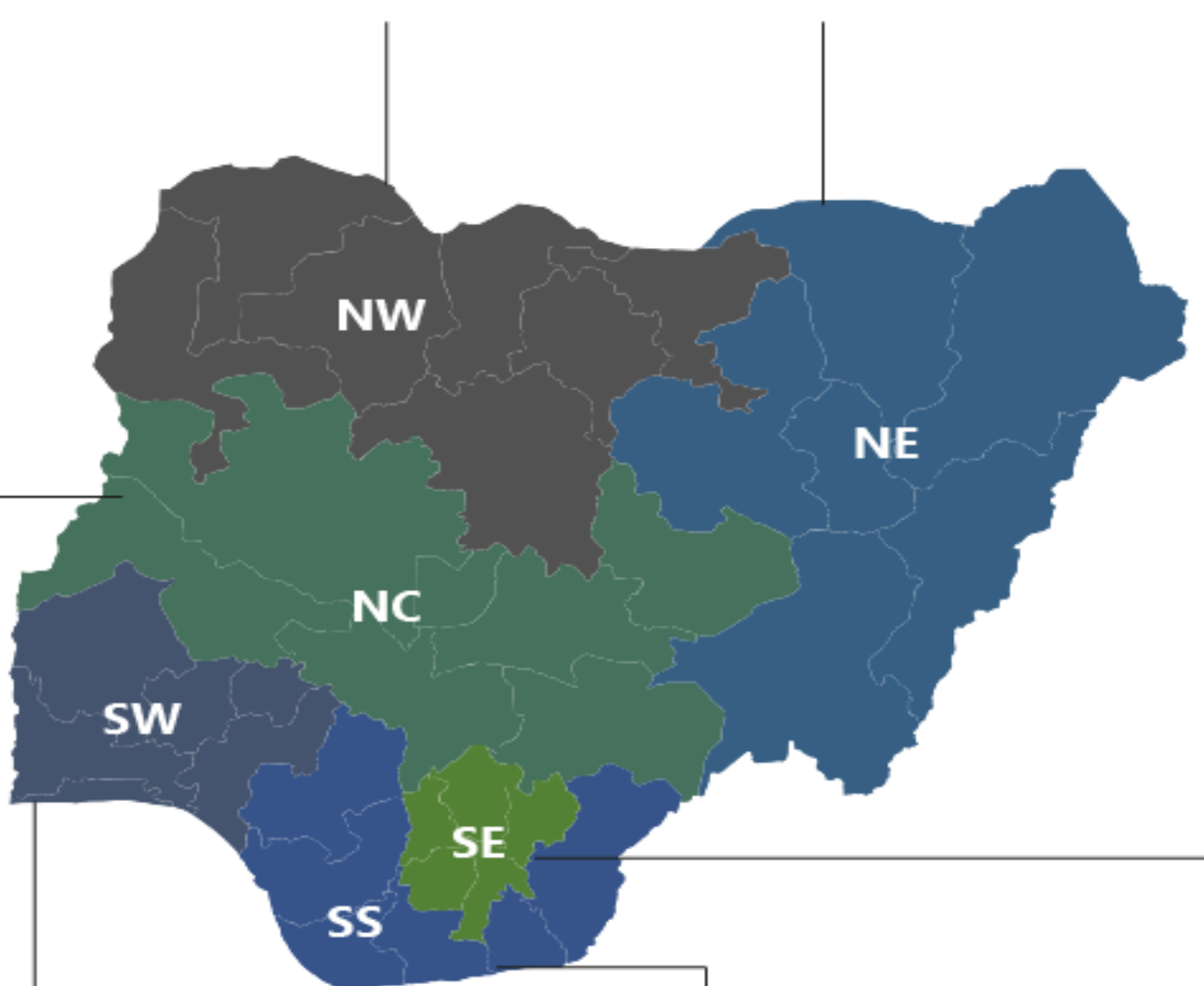
NORTH WEST

15,351,946

NORTH EAST

13,933,241

SOUTH EAST



40,213,127

SOUTH WEST

17,823,611

SOUTH SOUTH



NATIONAL BUREAU OF STATISTICS



## CONTACT



### National Bureau of Statistics

Head Office  
No. 1, Wole Olanipekun Street,  
Formerly, Plot 762, Independence Avenue,  
Off Constitution Avenue,  
CBD, Abuja, F.C.T.

### Bonaventure Nwosu Information Desk

Head, Communication and Public Relations  
Department (C&PRD)  
Phone +2348033109882  
[bnwosu@nigerianstat.gov.ng](mailto:bnwosu@nigerianstat.gov.ng)

### Moses Mathew

Statistical Information Officer  
Department (C&PRD)  
Phone +2347069071157  
[matmoses@nigerianstat.gov.ng](mailto:matmoses@nigerianstat.gov.ng)



@nbs\_nigeria



NBSNIGERIA



Nbs\_nigeria

